


Contents

Introduction.....	2
Dean's message:.....	2
Faculty vision:.....	2
Faculty mission:	2
Courses.....	3
Course description	3
Courses distribution	9
Prerequisites.....	14
Academic year 2017/2018 schedule	16
First semester	16
Second Semester	16
Clinical dental program staff and coordination board	17
Important information.....	18



Introduction

Dean's message:

The dean would like to welcome you all to the Faculty of Dentistry, Ain Shams University. The dean and administration are your partners in your quest to reach your academic and personal goals. Orientation is the first step on this remarkable journey. Our challenge provides a set of expectations for students to set a clear path for their success and encouraging them to excel, engage, choose, and serve. I am confident in your ability to meet the challenge and we will do all what we can to support you in doing so.


Faculty vision:

The vision of the Faculty of Dentistry, Ain Shams University is to be a nationally and regionally recognized dental school known for innovative educational programs, superior skills of qualified graduates, and efficient degree of community service.

Faculty mission:

The mission of the Faculty of Dentistry, Ain Shams University is to serve a highest level of efficient dental education that qualifies the graduates for being a competent dentist through:

1. Educating undergraduate students, the future dentists or specialists in an interactive way to provide excellence and current knowledge of dental health care.
2. Providing a leadership role in scientific research field to achieve the concept of applied scientific research and to develop and modify treatment modalities in the field of dentistry
3. Providing safe and efficient dental healthcare service to the public and expanding the awareness about dental care all over the community



Courses

Course description

- **Anatomy (ANA 121)**

Upon completion of the course, the students should be able to:

Master the terms of anatomy as anatomical position, different body systems (skeletal, muscular, cardiovascular, respiratory, nervous, gastrointestinal and genitourinary).

- **General Histology (GHT 104)**

Upon completion of the course, the students should be able to:

Develop knowledge and skills to distinguish the microscopic structure of different body tissues and systems

- **General Physiology (PHY 122)**

Upon completion of the course, the students should be able to:

Develop knowledge about functions of different body systems and explore in details the functions of the endocrinal, the reproductive, the nervous, the renal and the digestive systems as well as their integration to achieve homeostasis.

Furthermore, students should be able to integrate physiological data and mechanisms with the ongoing basic sciences: anatomy, histology and biochemistry and their clinical applications.

- **Biochemistry (BIO 105)**

Upon completion of the course, the students should be able to:

Identify properly the biochemical abnormalities related to their profession as dentists and how to deal with it.

- **Dental Anatomy and physiology (DAP 123)**

Upon completion of course, the students should develop detailed information about the tooth morphology and He/she should also perfect carving teeth in wax to enhance their artistic skills.

- **Social Science (SSC 106)**

This course is designed to introduce dental students to social science applicable to dentistry. The effect of family and demographic factors on the health or status of individuals will be covered.

- **Dental Terminology (DTR 107)**

Upon completion of the course, the students should be able to understand different scientific and medical terms. Student should efficiently know the most common dental terms and differentiate dental specialties. Also, should efficiently know the bases of dental ethics.

- **General Pathology (GPA 224)**

This course aims to acquisition of basic knowledge of general pathology to dental students. It also aims to make students familiar with the basic disease patterns and their underlying mechanisms within specific organ.

It provides students with essential knowledge for their subsequent clinical careers.

- **Microbiology and Immunology (MBI 115)**

This course aims to teach students the basic concepts of microbiology: bacterial, viral and fungal morphology, metabolism, physiology, genetics, and induced diseases, especially endemic in the locality: their transmission, laboratory diagnosis, treatment, prophylaxis and control and their molecular biology.

- **Computer Operation (COP 116)**

This course is designed to introduce the students to the basic skills for use of computer. Familiarity with widely used applications and the use of the internet and navigation are also covered within the scope of the course.

- **Oral Histology & Embryology (OHE 221)**

Upon completion of the course, the students should be able to:

Develop detailed information about the development, structure, and function of teeth and associated tissues.

It also aims to help the students understand the effect of different antimicrobial agents on each organism.

- **Pharmacology (PHA 204)**

This course will help students for clear understanding of the essentials about commonly used drugs in dental practice in terms of pharmacokinetics, mode of action, therapeutic uses and side effects.

- **Removable Prosthodontics (I) (RPR 223)**

This course is designed to teach the students the anatomy and physiology in relation to complete denture construction. Different impression materials and techniques together with occlusal blocks are demonstrated. Different steps for denture processing, relining, rebasing and repair are covered.

- **Dental public health (DPH 327)**

This course is designed to emphasize the different epidemiological studies used in dentistry, sampling procedures indices for different oral conditions as well as to recognize dental needs and demands for the community. By the end of this course the student will be able to plan different oral health programs.

- **Infection control (INC 206)**

This course is designed to provide health care professionals the ability to recognize and manage several life threatening emergencies. The course will also provide dental students with the basic fundamental standards for control of infection in dental practice and identification and prevention of occupational health hazards.

- **Basic Dental Materials (BDM 214)**

Upon completion of the course, the students should fully understand the basic science of dental materials including physical, chemical, mechanical and biological properties and apply it on different materials used in various dental procedures.

- **Operative dentistry (I) (OPD 222)**

This course is designed to study the introduction to operative dentistry, different lesions and cavity classification. It also teaches the students the histology of enamel and dentin in relation to operative dentistry as well as different instruments, principles of tooth preparation and principles of adhesion

- **General Surgery (GSG 215)**

Upon completion of the course, students should be able to:
Have an appropriate knowledge, and skills, which enable them to obtain a detailed history from patients with surgical problems, to carry out proper clinical examination, and to define the appropriate management plan. It also provides the student with the knowledge and skills needed for initial management of various surgical problems.

- **General Medicine (GMD 216)**

Upon completion of the course, the student should be able to:
Have an appropriate background covering the common important internal medicine emergencies and diseases. He/she should also develop an appropriate professional attitudes, communication and problem solving skills.

- **Cariology (CAR 217)**

This course is designed to study the introduction to cariology, histopathology of enamel and dentin caries, its classification and macro morphology. It includes also the theories and etiology of caries, dental plaque hypothesis, caries risk assessment and assessment of rampant caries.

- **Occlusion I (OCC 418)**

This course is designed to study normal occlusion, key of occlusion, centric and eccentric relation, masticatory muscles as well as canine, group functions and incisal guidance.

- **Operative dentistry (II) (OPD 322)**

This course is designed to study class II cavity preparation and insertion of amalgam, class I,II,III,V cavity preparations and insertion of resin composite. It includes knowledge about adhesions and adhesives. It also includes the biological influence of cavity preparation and restoration as well as different bases and liners used in operative dentistry.

- **Fixed Prosthodontics (I) (FPR 226)**

This course is designed to teach the students the principles of tooth preparation together with the laboratory steps for completion of final restoration.

- **Removable Prosthodontics (II) (RPR 323)**

This course will teach the students the classification of different designs of partial dentures, occlusal rests and major connectors. Direct and indirect retainers will be explained together with the associated laboratory procedures.

- **Applied Dental Materials (ADM 225)**

Upon completion of the course, the students should fully comprehend the types, composition, setting reaction, properties, advantages, disadvantages, manipulation, applications and modified types of different materials used in various dental applications.

- **Oral Pathology (OPA 324)**

Upon completion of the course, the student should be able to: Identify causes, pathogenesis, effect and management of various diseases affecting oral and maxillofacial regions. The course is designed to enable the students to diagnose different diseases using clinical, radiographic, microscopic features as well as other laboratory investigations.

- **Oral and maxillofacial radiology (I, II) OMR (307,407)**

This course is designed to teach the students the basic principles of X-Ray generation and different radiological devices used in the dental field. The student should also be able to identify radiographic picture of normal and pathologic condition of oral cavity and surrounding structures. Training on processing and developing methods will be covered.

- **Oral Diagnosis and Orofacial pain (ODG 325)**

Upon completion of this course, the student should develop knowledge and perfect methods of history taking and patient evaluation both medically and dentally as well as techniques of both extraoral and intraoral examination. Develop knowledge, describe and identify causes of orofacial pain and their management. Be Oriented with the emergencies in the dental field and their management and Develop knowledge about different diagnostic laboratory procedures.

- **Dental anesthesia: (DAN 317)**

Upon completion of the course, student should be able to describe the different techniques of local anesthesia for practice of different dental treatments. Student should also identify the indications and principles of general anesthesia and its applications for dental treatments. Student should develop practical skills in delivering different local anesthetic techniques.

- **Operative dentistry (III) (OPD 422)**

This course is designed to study patient assessment and treatment plans as well as control of fluid and care of gingival tissues. It includes also chapters for management of non-cariou tooth defects deep caries and badly broken down teeth. Failure and management of failed restorations as well as health and occupational hazards related to operative dentistry will be covered.

- **Fixed Prosthodontics (II) (FPR 326)**

This course is designed to teach the student the clinical application of tooth preparation, periodontal consideration, impression making and cementation of final restorations. Diagnosis and management of failures in fixed prosthodontics will be covered.

- **Removable Prosthodontics (III) (RPR 423)**

This course is designed to teach the students the clinical steps for treatment planning, impression making and jaw relation recording until the denture insertion. Also the different clinical steps for restoring partially edentulous patients will be covered in this course.

- **Endodontics (I) (END 424)**

Upon completion of the course, the student should be able to:
Develop knowledge and psychomotor skills in performing clinical steps of root canal treatment perfectly. These procedures are associated with thorough understanding of the macroscopic anatomy of pulp space morphology.

- **Oral Medicine and Periodontology (I) (OMP 425)**

Upon completion of this course, the student should be able to differentiate between lesions affecting the tongue and manifestations of occupational diseases. Develop knowledge about the different ulcerative, white and red lesions of the oral mucosa as well as the hematological diseases, the pigmented and exophytic lesions affecting the oral mucosa and the salivary gland diseases, acquire knowledge about local predisposing and systemic modifying factors that contribute to periodontal diseases. Learn how to diagnosis and treat different periodontal diseases and develop skills in control of dental plaque as well as performing periodontal surgeries.

- **Oral and maxillofacial surgery (I) (OMS 421)**

Upon completion of this course student should know the principles of exodontia, surgical exodontia, and management of impacted teeth. Student should also identify the significance of patient medical condition in designing the treatment plan and management of possible complications. Student should also recognize the diagnosis and management of some oral and maxillofacial surgical conditions such as maxillary sinus and salivary glands disorders and preprosthetic surgical procedures. Student should demonstrate clinical skills in the practice of delivering local anesthesia and teeth extraction.

- **Pediatric dentistry (I) "preclinical" (PDD 417)**

This course is designed to prepare the student to deal with child dental patient. It will include the oral examination process in children from all aspects as well as anticipatory guidance and management. An outlook on eruption and development of teeth will be included.

- **Occlusion II (OCC 419)**

This course is designed to teach students how to record centric relation. The course will include disturbance in occlusion and its treatment.

- **Pediatric dentistry (II) clinical (PDD 517)**

This course will introduce the student to the clinical procedures that the pediatric dentist faces in the clinic. Restoration techniques, management of deep caries, traumatic injuries, space maintenance problems and oral surgery are included as well as management of children with special health care needs.

- **Preventive dentistry (PRD 527)**

This course deals with levels of prevention for different oral conditions either primary, secondary or tertiary. It includes prevention of dental caries, traumatic, injuries, oral habits, oral cancer, special health care needs as well as some ethics to be considered in dentistry.

- **Orthodontics (ORT 522)**

Upon completion of the course, the student should be able to:
Easily diagnose any deviation from normal growth and development of the orofacial structures, and outline the possible treatment procedures being aware of the sequelae of neglecting it. Also can contribute perfectly in preventing and intercepting any deviation from normality using removable appliances.

- **Comprehensive Dentistry (CMD 503)**

This course is designed to enable students to have in-depth clinical experience in diagnosis and management of various dental procedures. It is a conjoint course by all clinical dental departments and specialties where contributors from all dental disciplines participate in both didactic and clinical sessions.

- **Implantology (IMP 514)**

Upon completion of this course student should recognize the principles of diagnosis and treatment planning for implant based dental rehabilitation. Student should also be able to identify the basic surgical and steps for implants based dental rehabilitation.

- **Esthetic Dentistry (ESD 515)**

This course is designed to give the student a firm foundation in the science and principles of esthetic dentistry the course will help the student to learn simple to extensive smile reconstruction by the needs of teeth whitening, direct composite restorations and porcelain laminable veneers.

- **Communication Skills (CSK 207)**

The objectives of this course is to teach students how to effectively use and handle communication situations. It focuses on exploring the linkages between perception, personality and communication including verbal and nonverbal communication.

Courses distribution

First Year

Semester one

Code	Course	Theoretical	Practical	Credit hours
ANA 121	Anatomy*	2	2	3
PHY 122	Physiology*	2	2	3
DAP 123	Dental anatomy and physiology*	2	2	3
BIO 105	Biochemistry	2	2	3
GHT 104	General histology	3	2	4
DTR 107	Dental terminology	1	—	1
		2	5	17

Semester two

Code	Course	Theoretical	Practical	Credit hours
ANA 121	Anatomy*	2	2	3
PHY 122	Physiology*	2	2	3
DAP 123	Dental anatomy and physiology*	2	2	3
SSC 106	Social science	1	—	1
MBI 115	Microbiology and immunology	2	2	3
COP 116	Computer operation	2	2	3
		11	5	16

Second year

Semester one

Code	Course	Theoretical	Practical	Credit hours
OHE 221	Oral histology and embryology*	2	2	3
OPD 222	Operative dentistry (I)*	1	4	3
RPR 223	Removable prosthodontics (I)*	1	2	2
PHA 204	Pharmacology	2	2	3
CAR 217	Cariology	1	-	1
BDM 214	Basic dental materials	2	2	3
INC 206	Infection control	1	2	2
GPA 224	General pathology	3	2	4
		13	8	21

Semester two

Code	Course	Theoretical	Practical	Credit hours
OHE 221	Oral histology and embryology*	2	2	3
OPD 222	Operative dentistry (I)*	1	4	3
RPR 223	Removable prosthodontics (I)*	1	2	2
GSG 215	General surgery	2	2	3
GMD 216	General medicine	2	2	3
ADM 214	Applied dental materials	2	2	3
CSK 207	Communication Skills	1	-	1
FPR 226	Fixed prosthodontics (I)	1	2	2
		12	8	20

Third year

Semester one

Code	Course	Theoretical	Practical	Credit hours
DAN 317	Dental anesthesia + CPR	2	2	3
OPD 322	Operative dentistry (II)*	1	2	2
RPR 323	Removable prosthodontics (II)*	1	2	2
OPA 324	Oral pathology*	3	2	4
ODG 325	Oral diagnosis and orofacial pain*	2	2	3
FPR 326	Fixed prosthodontics (II)	1	2	3
		10	7	17

Semester two

Code	Course	Theoretical	Practical	Credit hours
OMR 307	Oral and maxillofacial radiology (I)	2	2	2
OPD 322	Operative dentistry (II)	1	2	2
RPR 323	Removable prosthodontics (II)*	1	2	2
OPA 324	Oral pathology*	3	2	4
ODG 325	Oral diagnosis and orofacial pain*	2	2	3
FPR 326	Fixed prosthodontics (II)	1	4	3
DPH 327	Dental Public health	2	2	3
		11	8	19

Fourth year

Semester one

Code	Course	Theoretical	Practical	Credit hours
OMS 421	Oral and maxillofacial Surgery (I)	2	2	3
OPD 422	Operative dentistry (III)*	1	3	2
RPR 423	Removable prosthodontics (III)*	1	3	2
END 424	Endodontics (I)*	2	2	3
OMP 425	Oral medicine & periodontology (I)*	3	2	4
FPR 426	Fixed prosthodontics (III)	1	3	2
OMR 407	Oral and maxillofacial radiology (II)	2	2	3
OCC 418	Occlusion (I)	1	2	2
		13	8	21

Semester two

Code	Course	Theoretical	Practical	Credit hours
OMS 421	Oral and maxillofacial Surgery (I)	2	2	3
OPD 422	Operative dentistry (III)*	1	3	2
RPR 423	Removable prosthodontics (III)*	1	3	2
END 424	Endodontics (I)*	2	2	3
OMP 425	Oral medicine & periodontology (I)*	3	2	4
FPR 426	Fixed prosthodontics (III)	1	3	2
PDD 417	Pediatric dentistry (I)	1	2	2
OCC 418	Occlusion (I)	1	2	2
		12	8	21

Fifth year
Semester one

Code	Course	Theoretical	Practical	Credit hours
PDD 517	Pediatric dentistry (II)*	1	2	2
OMS 521	Oral and maxillofacial surgery (II)*	2	2	3
ORT 522	Orthodontics*	2	2	3
END 524	Endodontics (II)*	1	3	2
OMP 525	Oral medicine & periodontology (II)*	1	2	2
RES 526	Restorative (operative - Fixed Prosthodontics)	1	4	3
PRV 527	Preventive dentistry	1	--	1
MFP 523	Maxillofacial prosthodontics and problematic cases	2	2	3
		11	8	19


Semester two

Code	Course	Theoretical	Practical	Credit hours
PDD 517	Pediatric dentistry (II)*	1	2	2
OMS 521	Oral and maxillofacial surgery (II)*	1	2	2
ORT 522	Orthodontics*	2	2	3
END 524	Endodontics (II)*	1	3	2
OMP 525	Oral medicine & periodontology (II)*	1	2	2
CMD 503	Comprehensive dentistry	2	4	4
IMP 514	Implantology	2	---	2
ESD 515	Esthetic dentistry	2	---	2
		12	7	19

Prerequisites

First Year	Anatomy	-
	Physiology	-
	Dental Anatomy	-
	General Histology	-
	Biochemistry	-
	Social Science	-
	Dental Terminology	-
	Microbiology	-
	Computer science	-
SecondYear	General Pathology	General Histology
	Oral Histology	General Histology
	Operative I	Dental Anatomy
	Removable prosthodontics I	Dental Anatomy & General Anatomy
	Pharmacology	Microbiology & Physiology and Biochemistry
	Infection Control	Microbiology
	Communication skills	-
	Basic Dental Materials	-
	General Surgery	Physiology & Anatomy & General Pathology
	General Medicine	Physiology & Anatomy & Pharmacology
	Cariology	Microbiology
	Applied Dental Materials	Basic Dental Materials
	Fixed Prosthodontics I	Dental Anatomy & Basic Dental Materials
	ThirdYear	Fixed Prosthodontics II
Operative II		Operative I & Applied Dental Materials
Removable Prosthodontics II		Removable Prosthodontics I & Applied Dental Materials
Oral Pathology		Oral Histology & General Pathology
Oral Radiology I		Anatomy
Dental Anesthesia and CPR		Anatomy & Pharmacology
Dental Public Health		Cariology
	Oral Diagnosis	Communication Skills – Social Science- General Medicine- Dental Anatomy- Cariology
FourthYear	Occlusion I	Dental Anatomy & General Anatomy
	Fixed Prosthodontics III	Fixed Prosthodontics II
	Operative III	Operative II
	Removable Prosthodontics III	Removable Prosthodontics II

	Endodontics I	Dental Anatomy & Oral Histology & Applied Dental Materials
	Oral Surgery	Oral Pathology & Dental anesthesia
	Oral Medicine & Periodontology	Oral Pathology & Oral Diagnosis & General medicine
	Oral Radiology II	Oral Radiology I & Oral Pathology
	Pediatric Dentistry I	Dental Anatomy
	Occlusion II	Occlusion I
Fifth Year	Pediatric Dentistry II	Pediatric Dentistry I
	Orthodontics	Occlusion II
	Preventive Dentistry	Cariology & Public health
	Implantology	Oral Surgery I & Oral Medicine I & Fixed Prosthodontics III & Removable Prosthodontics III & Oral Radiology II
	Esthetic Dentistry	Applied Dental Materials & Operative III & Fixed Prosthodontics III
	Endodontics II	Endodontics I
	Restorative	Operative III & Fixed Prosthodontics III
	Oral and Maxillofacial Surgery II	Oral and Maxillofacial Surgery I
	Oral Medicine and Perio II	Oral Medicine and Perio II
	Maxillofacial Prosthodontics & Problematic cases	Removable Prosthodontics I
	Comprehensive Dentistry	Fixed Prosthodontics III & Removable Prosthodontics III & Endodontics I & Operative III & Oral Surgery I & Oral Medicine and Perio I



Academic year 2017/2018 schedule

First semester


23/9/2017 till 18/1/2018

23/9/2017	Start of first term
4/11/2017 till 9/11/2017	Mid-term exams
30/12/2017 till 4/1/2018	Practical exams
6/1/2018 till 18/1/2018	Final exams

Second Semester

3/2/2018 till 31/5/2018

3/2/2018	Start of second term
17/3/2018 till 22/3/2018	Mid-term exams
5/5/2018 till 10/5/2018	Practical exams
12/5/2015 till 24/5/2018	Final exams



Clinical dental program staff and coordination board

Faculty Dean:

Prof. Dr. Mohamed Diaa

Vice dean for student affairs:

Prof. Dr. Karim El Batouty

Clinical Dental Program Coordinator:

Dr. Ghada Abdel Fattah

Public relations and coordination consultant:

Dr. Kamal Ebeid

Year one coordinator:

Dr. Hend El Messiry

Year two coordinator:


Dr. Omar El Gabarty

Year three coordinator:

Dr. Tarek Yehia

Year four coordinator:

Dr. Amro Amin



Important information

- Each student is assigned an academic advisor among the staff members to guide and assist him during the educational process.
- The student has the right to withdraw from the course within eight weeks at most from the beginning of the study for the first semester and the second and two weeks at most in the summer semester and no fees are refunded.
- A student is not considered to pass in any course unless he receives at least D grade.
- A student does not receive a bachelor's degree unless he achieves a cumulative average score of at least 2.00.
- The points of each course shall be calculated as the number of its credit hours multiplied by the points obtained according to the estimate.
- The total number of points obtained by the student is counted in the points of all the courses he studied in this semester.
- The average points of any semester (quarterly average) are calculated as the result of dividing the total number of points obtained by the student in this semester divided by the total credit hours for these courses.
- The course in which the student receives a grade less than D is retaken again in order for him to pass, and his estimate is calculated at a maximum of a C grade.
- The average graduation points (GPA) are calculated as the product of dividing the total points studied by the total credit hours for these courses.
- Courses in which the student registers as a listener or in which pass mark is only required or not completed for a reason by the college council are not taken into account during the GPA calculation
- The student is allowed to retake the assessed course (D+, D-, C) and the student receives the assessment he gets. If the student wishes to repeat the course for the second time, he / she must apply to the Student Affairs Committee, together with the opinion of the academic advisor
- The student is allowed to retake the course in which he failed for maximum of three times. In the case of passing of the course and success, the student achieves the maximum grade (C).

- Students are assessed during the study as follows:
 1. Students not allowed to take the final examination if the attendance rate is less than 75%.
 2. Scientific and educational requirements.
 3. Periodic examinations.
 4. Final exams (theoretical, practical, oral).
 5. A student must be able to obtain a minimum of 30% of the final written examination.

